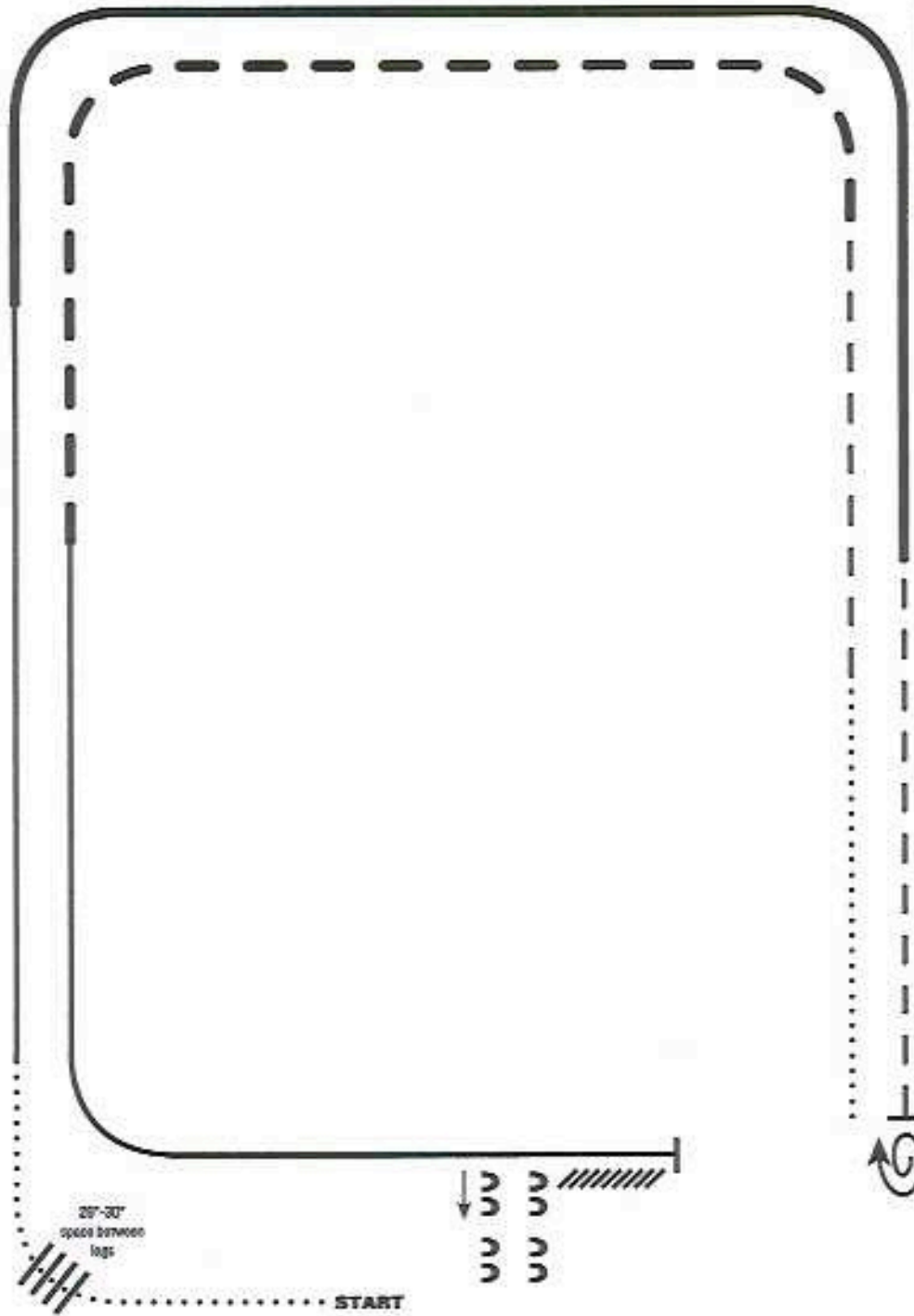


Intermediate Riders
RANCH RIDING - PATTERN 6

LEGEND

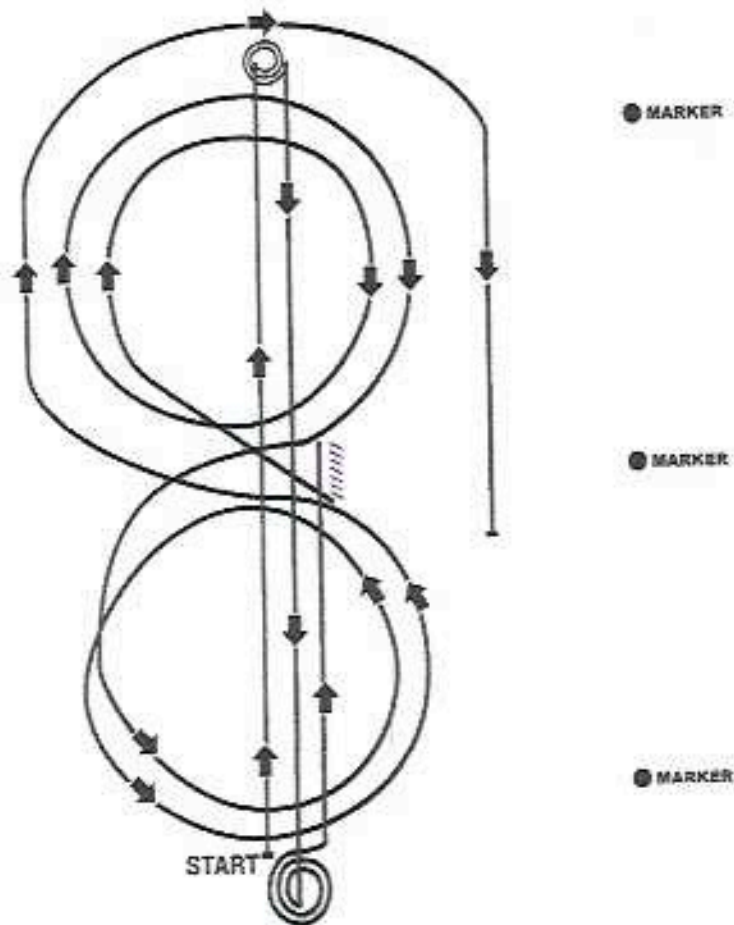
.....	Walk
.....	Extended Walk
- - - -	Trot
- - - -	Extended Trot
————	Lope
————	Extended Lope
//////	Back
	Lead Change



1. Walk
2. Walk over logs
3. Lope right lead
4. Extended lope right lead
5. Trot
6. Stop, 1 1/2 turn right
7. Walk
8. Trot
9. Extended trot
10. Lope left lead
11. Stop and back
12. Side pass right

Note: The drawn description of this pattern is only intended for the general depiction of the pattern. Exhibitors should utilize the arena space to best exhibit their horses.

Ranch Reined Work Pattern 4



Start at end of arena.

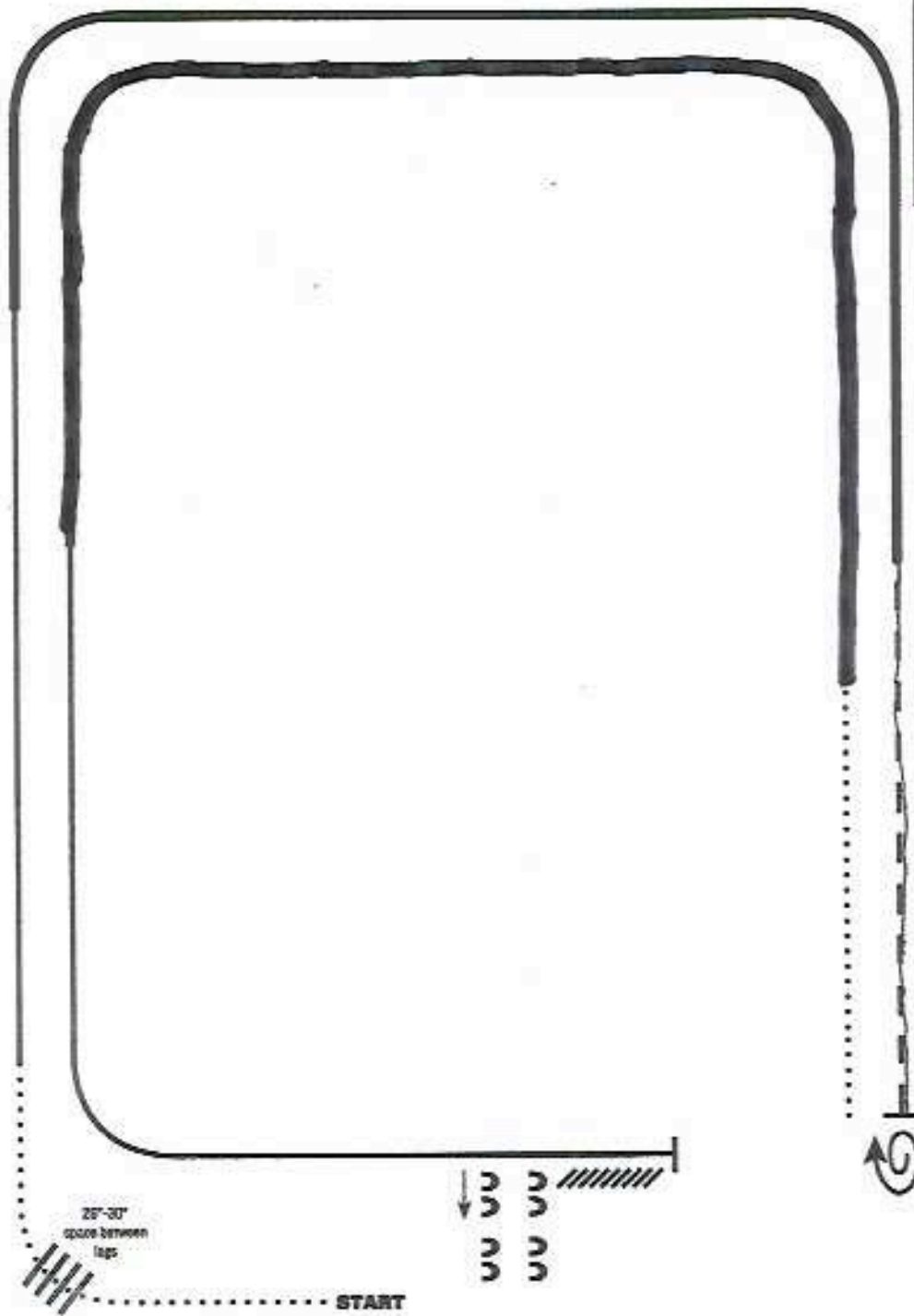
1. Run up center of arena past the end marker and come to a sliding stop. Complete 3 1/2 spins to the left.
2. Run to other end of arena past the end marker and stop. Complete 3 1/2 spins to the right.
3. Run past the center marker and stop.
4. Back at least 10 feet in a straight line.
5. Complete 1/4 turn to the left, hesitate. Complete two circles to the right, the first one small and slow and the second large and fast. Change leads at the center of the arena.
6. Complete two circles to the left, the first one small slow circle and the second one large fast circle. Change leads to the right.
7. Run around end of arena to the other side, past the center marker, at least 20 feet from fence and come to a sliding stop. Hesitate to complete pattern.

RANCH RIDING - PATTERN 6

Novice - Walk Trot

LEGEND

- Walk
- Extended Walk
- Trot
- Extended Trot
-  Log
- //// Back
- // Lead Change

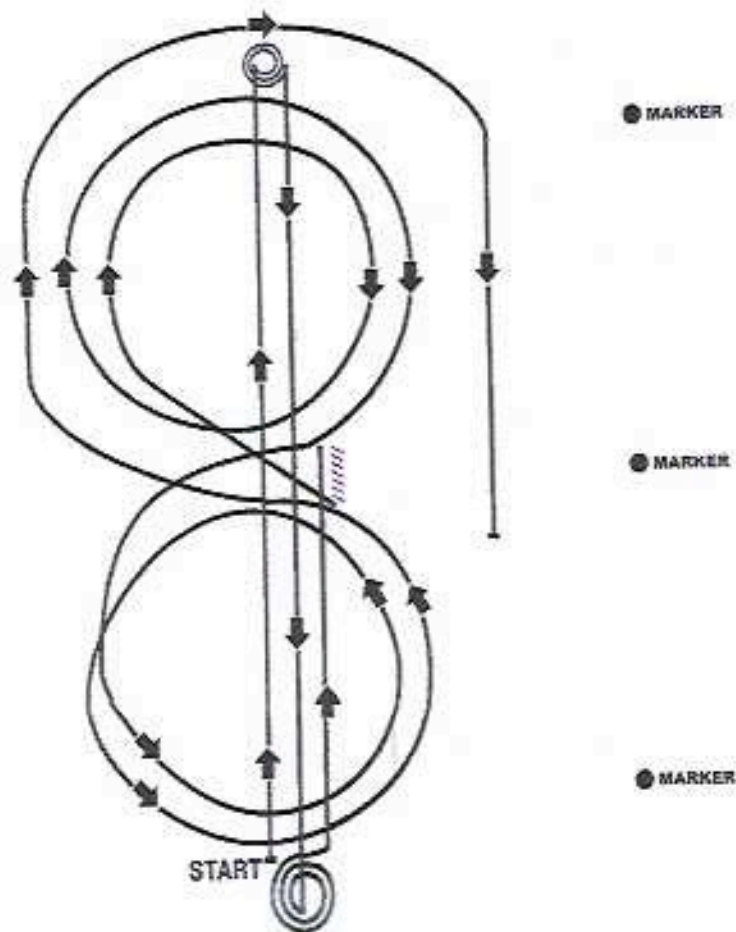


1. Walk
2. Walk over logs
3. Trot
4. Extended trot
5. Trot
6. Stop, 1 1/2 turn right
7. Walk
8. Trot
9. Extended trot
10. Stop and back
11. Side pass right

Note: The drawn description of this pattern is only intended for the general depiction of the pattern. Exhibitors should utilize the arena space to best exhibit their horses.

Revised 05-2021

Ranch Reined Work Pattern 4



Start at end of arena.

1. Extended trot up center of arena past the end marker and come to a stop. Complete $1\frac{1}{2}$ spins to the left;
2. Extended trot to the other end of the arena past the end marker and stop. Complete $1\frac{1}{2}$ spins to the right.
3. Extended trot past the center marker and stop.
4. Back at least 10 feet in a straight line.
5. Complete $\frac{1}{4}$ turn to the left, hesitate. Complete two circles to the right. The first small slow sitting trot. The second large fast extended trot.
6. Complete two circles to the left, the first one small slow sitting jog and the second an extended trot.
7. Extended trot around end of arena to the other side, past the center marker, at least 20 feet from fence and come to a stop.

Showmanship - All

AOHA LEVEL I CHAMPIONSHIPS

ALL DIVISIONS + AGES

Rookie Showmanship

Start

1. Walk $\frac{1}{2}$ line

2. Trot around end and down line

3. Halt and execute a $\frac{1}{4}$ turn

4. Walk to judge

5. Set up for inspection

6. After inspection, $\frac{1}{4}$ turn at marker

7. Exit at a walk or trot

NOTE: The Showmanship of this pattern is performed in the pattern direction of the pattern. The pattern is shown in the pattern direction of the pattern.

